

21st Century Community Learning Centers
Year-End Evaluation Report, 2024-2025

Hoosier Uplands

West Washington Elementary

Prepared by:



Mindy Hightower King, Ph.D
Danielle Sovinski, MPH

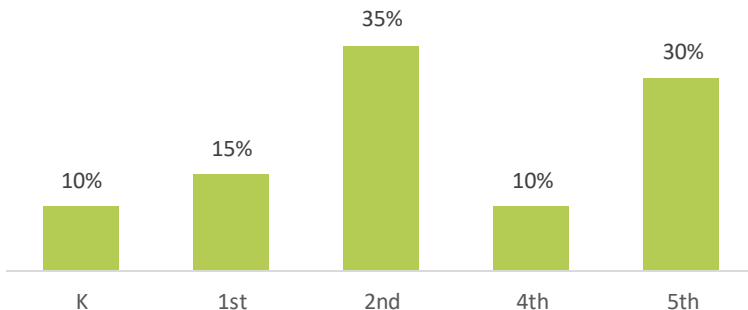
West Washington Elementary

Site At-a-Glance

Proposed # of RAPs attending 45+ days	Actual Number of RAPs Served
30	20

GRADE LEVEL OF PARTICIPATING STUDENTS

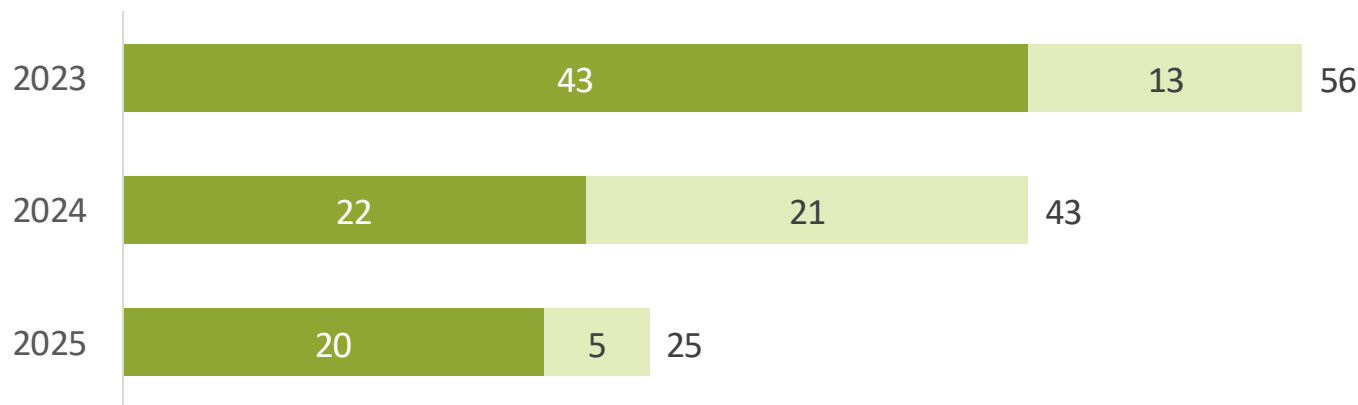
Among students attending 45+ days in 2024-2025



ATTENDANCE

During the 2024-2025 school year, the program served 20 students for 45+ days, lower than the RAP goal of 30 students.

■ 45+ days ■ 0-44 days



DEMOGRAPHIC CHARACTERISTICS

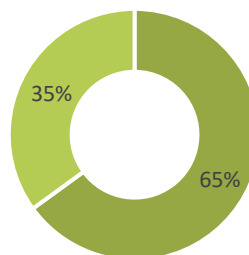
Of students attending 45+ days in 2024-2025

Gender



Eligibility for Free/Reduced Lunch

■ Free/Reduced ■ Not Eligible



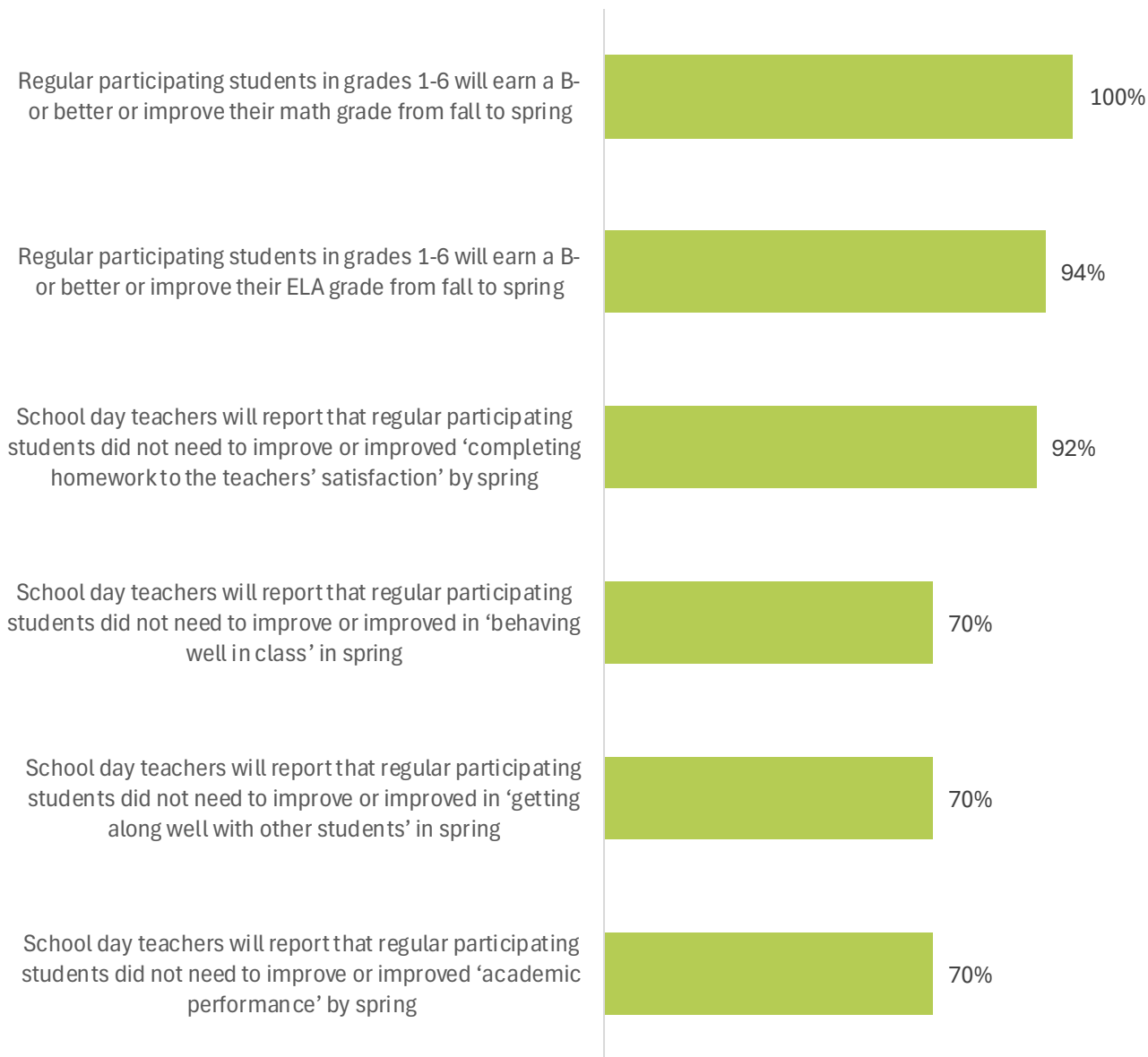
West Washington Elementary

STUDENT SUCCESS

Academic and social/behavioral outcomes were measured for students who attended 45+ days in 2024-2025.

Highlights:

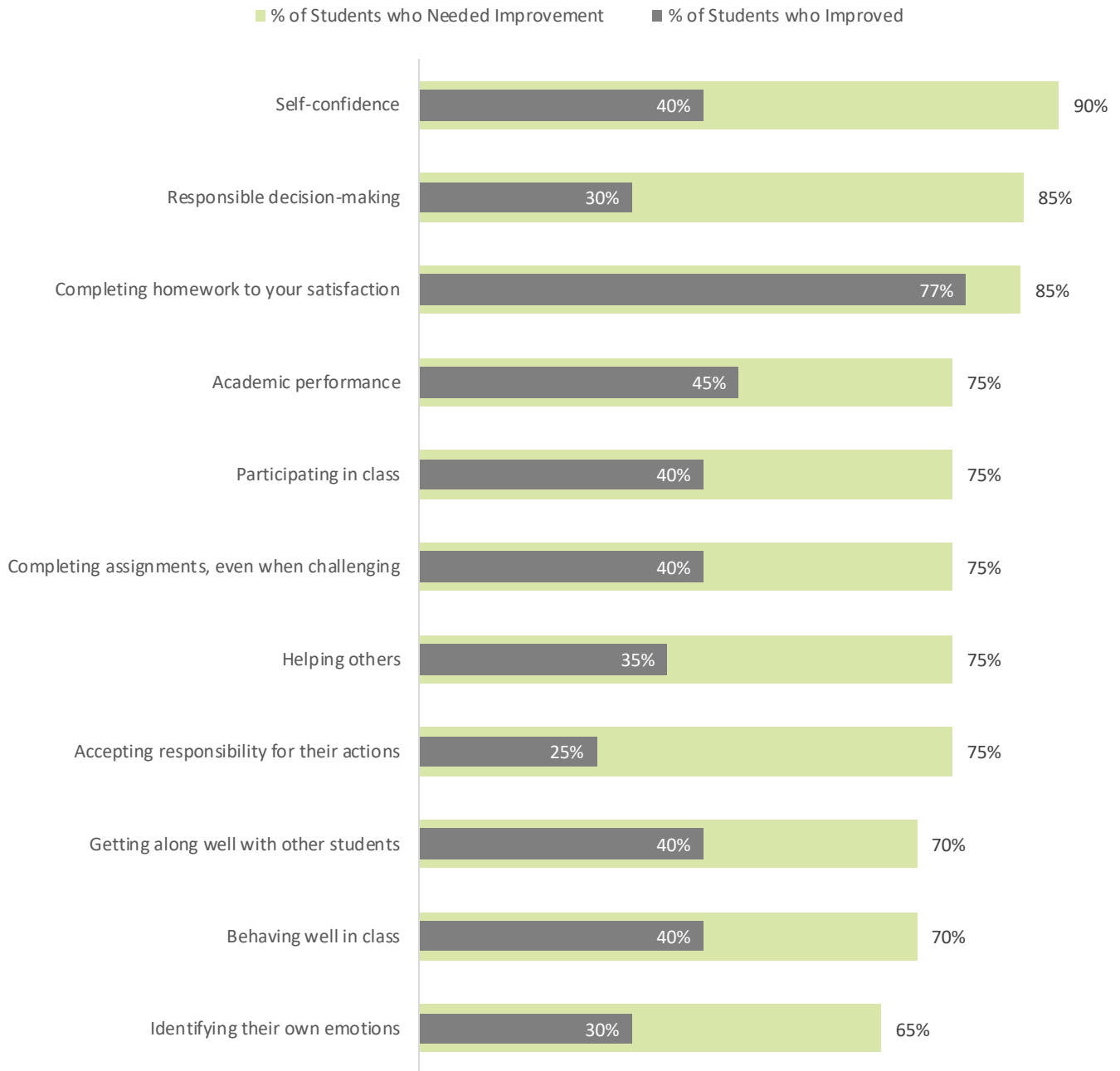
- **Math Academic Performance:** 100% of students earned a B- or better or improved their math grade
- **ELA Academic Performance:** 94% of students earned a B- or better or improved their ELA grade
- **Homework Completion:** 71% of students improved or did not need to improve completing homework as reports by teachers



West Washington Elementary

Teacher Ratings of Student's Classroom Behaviors

Teacher survey data were available for 100% (n=20) of regularly participating students.



West Washington Elementary

Performance Measure Progress

NOTE: Performance measure data include students who attended 45+ days.

Outcome
Target
Achieved

Academic Outcomes		2023	2024	2025	2026
75%	of regular participating students in grades 1-6 will earn a B- or better or improve their ELA grade from fall to spring	68%	94%	94%	
75%	of regular participating students in grades 1-6 will earn a B- or better or improve their math grade from fall to spring	84%	88%	100%	
60%	of school day teachers will report that regular participating students did not need to improve or improved 'academic performance' by spring	77%	52%	70%	
60%	of school day teachers will report that regular participating students did not need to improve or improved 'completing homework to the teachers' satisfaction' by spring	57%	44%	92%	
Social/Behavioral Outcomes		2023	2024	2025	2026
60%	of school day teachers will report that regular participating students did not need to improve or improved in 'getting along well with other students' in spring	65%	50%	70%	
60%	of school day teachers will report that regular participating students did not need to improve or improved in 'behaving well in class' in spring	60%	62%	70%	
Family Engagement		2023	2024	2025	2026
75%	of parents will report that they have helped with their child's schoolwork	88%	67%	100%	
50%	of parents will report that they have engaged in educational activities with their children	75%	44%	86%	

-- Data Not Available



West Washington Elementary

Family Survey Results

7
Parent Surveys
Collected

How do parents rate the quality and benefits of the afterschool program?

Parent Ratings of Staff and Program Leaders	Agree	Strongly Agree	Agree + Strongly Agree
Staff and program leaders care about my child	0%	100%	100%
Staff and program leaders listen to my concerns	14%	86%	100%
My child enjoys spending time with staff and program leaders	0%	100%	100%
Staff members communicate with me about the program	0%	100%	100%
Staff and program leaders are good role models for my child	0%	100%	100%

Parent-Child Engagement Strategies	Often	Always	Often + Always
Help my child with his/her schoolwork	14%	86%	100%
Confirm that my child has finished his/her homework	0%	100%	100%
Talk with my child about what he/she is learning in school	0%	100%	100%

Participant Benefits	Agree	Strongly Agree	Agree + Strongly Agree
Connect with other students	29%	71%	100%
Connect with afterschool staff members	29%	71%	100%
Receive academic or homework help	14%	86%	100%
Feel like they belong to something	14%	86%	100%
Maintain and/or improve his or her grades in school	14%	86%	100%

Family Engagement Activities	Often	Always	Often + Always
Complete provided Family Engagement Activities with my child	14%	71%	86%

Family Engagement Strategies	Agree	Strongly Agree	Agree + Strongly Agree
The activities help me engage with my child at home.	57%	43%	100%
The activities are easy to do.	43%	57%	100%
My family look forward to the activities each month.	57%	43%	100%



West Washington Elementary

Family Survey Results

Comments from Parents/Families:

What else could the afterschool program do to support your child and your family?

- They always do a great job.
- Don't change a thing, this program is perfection!

West Washington Elementary

Student Survey Results (Grades 3+)

How do students in grades 3+ rate the benefits of the program?

5
Surveys
Completed

Students Agree that the Afterschool Program Helped Them...	A Little	A Lot	A Little + A Lot
Work well in groups.	60%	40%	100%
Get along with other students that are different from me.	40%	60%	100%
Make and keep friends.	80%	0%	80%
Make better decisions.	0%	100%	100%
Listen to other students' ideas.	40%	60%	100%
Become a leader.	40%	20%	60%
Get better grades in school.	0%	100%	100%
Stay out of trouble at school.	20%	80%	100%
Get help with homework.	60%	20%	80%
Be happy, even when things are hard.	20%	40%	60%



West Washington Elementary

Student Survey Results (Grades 3+)

Student's Favorite Part of the Program

- Weekly wordle
- Snack time
- Free time

Students Would Like to Change the Following Things About the Program




- Change free time to 4:30, change snack to 3:20, change homework time to 3:55
- Less homework and more snack options
- No homework, more snack and games and free time

West Washington Elementary

Student Survey Results (Grades K-2)

How do K-2nd grade students rate the quality and benefits of the program site?

12
Surveys
Completed

Student Afterschool Program Ratings			
	 Not at all	 Somewhat	 A Lot
How much do you like going to the afterschool program?	25%	25%	50%
How much does the afterschool program help you with your school work?	8%	33%	58%
How much does the afterschool program help you when you are sad?	17%	25%	58%
How much does the afterschool program help you make friends?	42%	0%	58%